


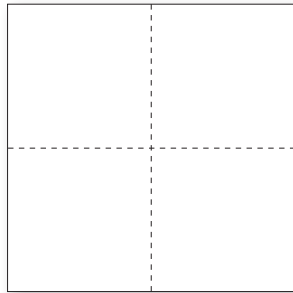
TE KEMU KŌWHIRI THE CHOOSING GAME

HOW TO MAKE TE KEMU KŌWHIRI - THE CHOOSING GAME

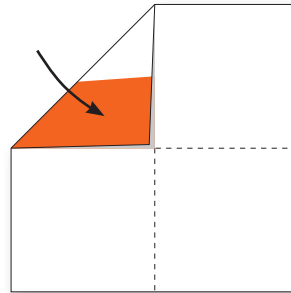
Fold in half and unfold and repeat




Flip the paper. The side with the writing should face table



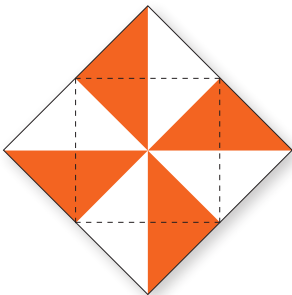
Fold the corners to the middle



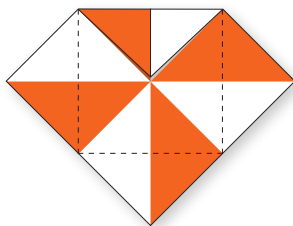
This is what you should see




Flip the paper



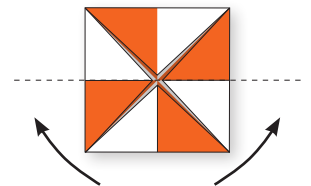
Fold the corners to the middle again



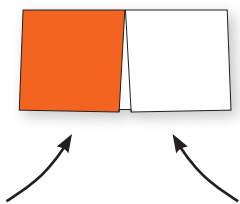
This is what you should see



Fold in half



Push your fingers in and wiggle them to open the paper



This is what you should see

