

# Te Reo Māori Wharewhare Bingo

 Pene	 Ika	 Hipi	 Marama
 Pukapuka	 Taraka	 Kau	 Pēke
 Whutupōro	 Pī	 Paihikara	 Ārani
 Motukā	 Whare	 Āporo	 Te rā



# Te Reo Māori Wharewhare Bingo

 Āporo	 Paihikara	 Pī	 Marama
 Ika	 Motukā	 Pene	 Pukapuka
 Whare	 Taraka	 Whutupōro	 Hipi
 Te rā	 Pēke	 Kau	 Ārani



# Te Reo Māori Wharewhare

## Bingo

			
Pene	Ika	Hipi	Marama
			
Pukapuka	Taraka	Kau	Pēke
			
Whutupōro	Pī	Paihikara	Ārani
			
Motukā	Whare	Āporo	Te rā



# Te Reo Māori Wharewhare

## Bingo

			
Āporo	Paihikara	Pī	Marama
			
Ika	Motukā	Pene	Pukapuka
			
Whare	Taraka	Whutupōro	Hipi
			
Te rā	Pēke	Kau	Ārani



# Te Reo Māori Wharewhare

## Bingo

 Kau	 Marama	 Ika	 Whare
 Pukapuka	 Āporo	 Te rā	 Pene
 Taraka	 Whutupōro	 Pēke	 Paihikara
 Miraka	 Hipi	 Ārani	 Motukā



# Te Reo Māori Wharewhare

## Bingo

 Te rā	 Pēke	 Marama	 Ika
 Whare	 Ārani	 Miraka	 Kau
 Motukā	 Hipi	 Pukapuka	 Āporo
 Taraka	 Whutupōro	 Paihikara	 Pene



# Te Reo Māori Wharewhare

## Bingo

			
Hipi	Miraka	Marama	Whutupōro
			
Āporo	Pukapuka	Ārani	Whare
			
Taraka	Pene	Ika	Motukā
			
Pī	Kau	Paihikara	Te rā

# Te Reo Māori Wharewhare

## Bingo

			
Pene	Te rā	Motukā	Marama
			
Paihikara	Ika	Whutupōro	Kau
			
Whare	Āporo	Pī	Pukapuka
			
Taraka	Hipi	Ārani	Miraka



# Te Reo Māori Wharewhare


## Bingo



Hipi



Miraka



Marama



Whutupōro



Āporo



Pukapuka



Ārani



Whare



Taraka



Pene



Ika



Motukā



Pī



Kau



Paihikara




Te rā



# Te Reo Māori Wharewhare

## Bingo



Pene



Te rā




Motukā



Marama



Paihikara



Ika



Whutupōro




Kau



Whare



Āporo




Pī



Pukapuka



Taraka



Hipi



Ārani



Miraka

Cut out all of these words below and fold each piece.

Pī – Bee

Pukapuka – Book

Hipi – Sheep

Marama – Moon

Whare – House

Pene – Pen

Āporo – Apple

Ika – Fish

Te rā – Sun

Miraka – Milk

Ārani – Orange

Pēke – Backpack

Whutupōro – Rugby ball

Taraka – Truck

Kau – Cow

Paihikara – Bike

## Wharewhare (Bingo) Instructions

Examples of bingo lines to choose from



1. Cut out your word list, shuffle and place in a pile.
2. Divide your class into approximately 10 groups. Give each group one bingo card to share.
3. Choose a bingo line from the examples and tell the students. That is the line they will be playing for.
3. Pick the top word from your pile and call it out in Te Reo. Encourage the whole class to repeat each word in Te Reo after you.
4. Students place a counter on each word they hear if they can find it on their bingo card.
5. When a group has found all of the four words in the correct line they must call out “Wharewhare”(Bingo). Check if they have the words which have been called out in the correct line. If they do they win!
6. You can reuse the same bingo cards and play again or swap cards with another group.